

READ INSTRUCTIONS CAREFULLY BEFORE PERFORMING TEST

PurTest® Iron Hardness Plus

There are three (3) different foil packet in your kit allowing you to perform eight (8) different types of water tests, Chlorine, Copper, Nitrates/Nitrites, Hardness, pH, Alkalinity and Iron. Each foil packet contains two (2) strips of each test. The Chlorine/Copper/Nitrate/Nitrite test has 4 test pads, the Alkalinity/pH/Hardness 3 test pads and the Iron test has 1 test pad. Your PurTest® kit has a test vial for performing each test and a press on cap that you will use when dissolving the foil packed iron reagent tablets for the iron test. After each test record your test results so you can determine the condition of your water.

Testing Tips

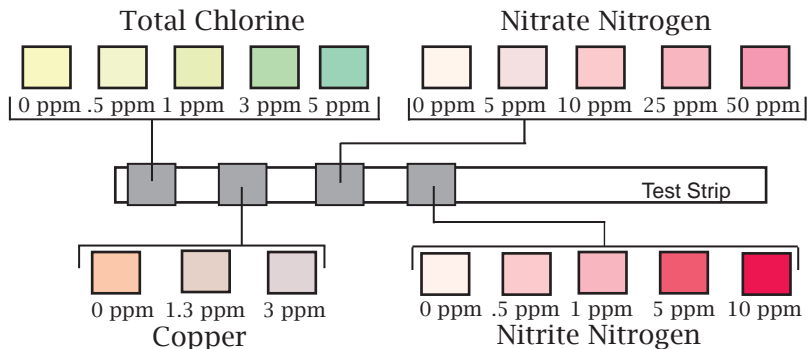
- Carefully read each set of instructions before performing the tests.
- Draw a fresh sample of water for each test.
- Use the second test strip to verify results for each test.
- We recommend performing the iron test last because it will discolor the test vial.
- WARNING:** Exposure of your PurTest® strips to any water, even moisture in the air can activate the test once removed from the foil packet.



Chlorine/Copper/Nitrate/Nitrite (CL/CO/NA/NI) 4 Test Pads

- Rinse out test vial and fill to 1/4" from top with water.
- Take one CL/CO/NA/NI strip from foil pack, dip in water, swirl strip 3 times and remove. DO NOT shake off excess water. Hold level for 2 seconds.
- IMMEDIATELY** read Chlorine pad by comparing to chart below. Next, read the Copper test and after a total of 45 seconds has elapsed from when the test strip was first dipped read the Nitrate/Nitrite tests. Record results, retest to verify.

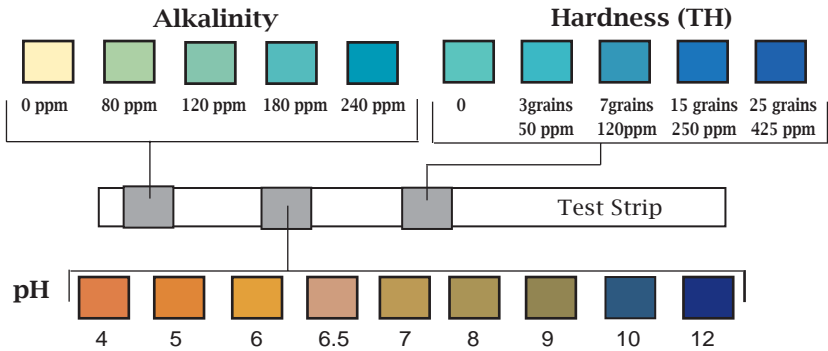
- NOTES:** 1. Chlorine test colors will fade within minutes, therefore reading the test immediately and as instructed is important.
2. If either the Nitrate or Nitrite test turn gray or light brown that test should be interpreted as 0 ppm.



Instructions:

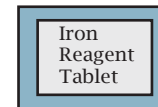
Alkalinity/pH/Hardness (Alk/pH/TH) 3 test pads

- Rinse out test vial and fill to 1/4" from top with water.
- Take one Alk/pH/TH test strip from the foil pack and dip in water for (1) second and remove.
- Hold test strip level and wait **ten (10) seconds**.
- Compare to color chart below in order starting with alkalinity, then pH and finishing with hardness. Record results, retest to verify.



Iron (1 test pad)

NOTE: Iron tablet contains sulfite. **DO NOT EAT.**



← Iron reagent tablet

Instructions:

- Rinse out test vial and fill to 1/4" from top with water.
- Remove 1 Iron reagent tablet from foil packet and place in test vial.
- Place cap on test vial and shake until tablet completely dissolves.
- Remove cap from test vial. Take one iron test strip from bag.
- Dip into test vial for **one second** and remove.
- Hold level and wait **fifteen (15) seconds**.
- Compare to color chart below. Record results, retest to verify.

